

**UNITED
STATES
OLYMPIC
COMMITTEE
ANNUAL
REPORT
2015**



A
YEAR
OF
ACHIEVEMENT
2015

**ATHLETE
SUPPORT**

\$76.4M

A **total** of \$51.4 million in **grants** was distributed to nearly 70 organizations – including all 39 Olympic NGBs – in support of sport programming.

WITH AN ATHLETE POOL OF OVER 1,700, A TOTAL OF \$25 MILLION WAS ALLOCATED VIA DIRECT GRANTS, MEDICAL BENEFITS, OPERATION GOLD PAYMENTS AND TUITION ASSISTANCE.



COMPETITIVE EXCELLENCE

AT THE 2015 PAN AND PARAPAN AMERICAN GAMES IN TORONTO, TEAM USA WON A TOTAL OF 400 MEDALS.

243
TOTAL MEDALS
AT WORLD
CHAMPIONSHIPS

In world championships, Team USA's 101 total medals and 40 gold medals were the most by any country across Olympic sports. In Paralympic sport world championships, the U.S. finished third with both 142 total medals and 47 gold medals.

INTERNATIONAL ENGAGEMENT

Los Angeles launched a bid to host the **2024** Olympic and Paralympic Games, as the USOC looks to bring the summer Games back to the United States for the first time in 28 years.

THE USOC JOINED ANOC IN HOSTING THE XX ANOC GENERAL ASSEMBLY IN WASHINGTON, D.C., MARKING THE FIRST TIME THE EVENT – WHICH IS ONE OF THE LARGEST AND MOST IMPORTANT GATHERINGS OF THE OLYMPIC MOVEMENT OUTSIDE OF THE GAMES – WAS HELD IN THE U.S. SINCE 1994.



PROMOTION & OUTREACH

For more than seven years, Team USA has consistently been the most admired brand among U.S. sports leagues, with fans rating it highest across a variety of positive attributes such as patriotic, dedicated and inspiring.

With the addition of two partners to bring the total to 39, the USOC is fully subscribed for the 2016 quadrennium and making early progress on the 2020 quad, which ensures the long-term financial stability of Team USA.



ON THE COVER: Jordan Burroughs went undefeated to claim his third world championship title in 74 kg. men's freestyle in 2015, becoming the third-most winningest wrestler in U.S. history and improving his record to 114-2 overall. (Photo credit: Tony Rotundo/WrestlersAreWarriors.com)

MISSION

TO SUPPORT U.S. OLYMPIC AND PARALYMPIC ATHLETES IN ACHIEVING SUSTAINED COMPETITIVE EXCELLENCE WHILE DEMONSTRATING THE VALUES OF THE OLYMPIC MOVEMENT, THEREBY INSPIRING ALL AMERICANS.



CONTENTS

2 MISSION | 3 MESSAGE | 4 ABOUT US | 8 COMPETITIVE EXCELLENCE | 11 ATHLETE SUPPORT | 15 PROMOTION & OUTREACH | 18 INTERNATIONAL ENGAGEMENT | 20 U.S. OLYMPIC AND PARALYMPIC FOUNDATION | 24 2015 FINANCIAL REVIEW

MESSAGE

2015

LETTER

FROM THE

CHAIRMAN AND

CHIEF

EXECUTIVE

OFFICER

DEAR FRIENDS AND COLLEAGUES,

2015 WAS BOTH A LEARNING YEAR, AND A GROWING YEAR. WHEN WE STUMBLED, WE GOT BACK UP. AND WE ULTIMATELY LANDED IN AN INCREDIBLY GOOD POSITION THAT BODES WELL FOR BOTH THE FUTURE OF OUR ORGANIZATION, AND THE SUCCESS AND LONGEVITY OF THE OLYMPIC AND PARALYMPIC MOVEMENTS IN OUR COUNTRY.

In our quest to bring the Olympic and Paralympic Games back to the U.S. for the first time in more than two decades, a great city has emerged. A city full of Olympic spirit, Los Angeles has reignited our passion for hosting the Games, and proven to be a partner in every sense of the word. Against formidable competition in Budapest, Rome and Paris, LA is the city with which we can win. We believe that 100 percent.

While there was a strong focus on the 2024 race in 2015, we were also working diligently to further secure the long-term financial stability of our organization so that we can continue providing as many resources as possible to ensure the success of our athletes.

We enjoyed a year of strong economic growth. Entering the final year of the 2016 quad, our revenues forecasted at \$967 million, a dramatic leap of \$110 million over our last four-year cycle. Thanks to our incredible athletes and the work of our talented staff, the strength of our brand continued to be the cornerstone of our financial success. And our fledgling foundation raised unprecedented resources in 2015, nearly doubling support in just its second full year of operation.

Simply put, that kind of growth results in larger investments in our overall sport programming and direct support to athletes and NGBs, which combined this quad will reach more than half a billion dollars. And it has allowed us to make key investments in areas that promote excellence and innovation for Team USA.

And that brings us to our mission – sustained competitive excellence. We have had a remarkable track record of sustaining athletic excellence over the last four Games – winning a total of 214 medals in Beijing and London, and taking home 65 medals from Vancouver and Sochi. That's the greatest eight-year period of Olympic success in our history.

And we did nearly as well at the Paralympics, winning a combined total of 197 medals in Beijing and London, and 31 in Vancouver and Sochi.

Though 2015 was not an Olympic/Paralympic year, we had some strong performances on the field of play, both at the Pan/Parapan American Games and at world championships. It is an indication that we are on track for success in both Rio and PyeongChang as we maintain a singular and intense focus on our mission.

As the Olympic Movement faces a pivotal point, now more than ever, it is important that we continue to operate in a professional, ethical and transparent manner. We also need to double down on our efforts to promote the incredibly positive attributes of sport.

With the Rio Games fast approaching, we will collectively do everything we possibly can to help our athletes prepare. They will be ready, and we are committed to supporting them 100 percent.

L. F. Probst III

LAWRENCE F. PROBST III
Chairman

Scott A. Blackmun

SCOTT A. BLACKMUN
Chief Executive Officer

**ABOUT
THE
UNITED
STATES
OLYMPIC
COMMITTEE**

THE USOC

FOUNDED IN 1894 AND HEADQUARTERED IN COLORADO SPRINGS, COLORADO, THE UNITED STATES OLYMPIC COMMITTEE SERVES AS BOTH THE NATIONAL OLYMPIC COMMITTEE AND NATIONAL PARALYMPIC COMMITTEE FOR THE UNITED STATES. THE USOC IS RESPONSIBLE FOR SUPPORTING, ENTERING AND OVERSEEING U.S. TEAMS FOR THE OLYMPIC, PARALYMPIC, YOUTH OLYMPIC, PAN AMERICAN AND PARAPAN AMERICAN GAMES, WHILE SERVING AS THE STEWARD OF THE OLYMPIC AND PARALYMPIC MOVEMENTS IN THE U.S.

A federally chartered nonprofit corporation, the USOC does not receive federal financial support and is one of the only NOCs in the world that also manages Paralympic activities.

The USOC aids America's Olympic and Paralympic athletes through their National Governing Bodies or High Performance Management Organizations, providing financial support and jointly working to develop customized and impactful athlete support and coaching education programs.

Additional support for athletes is provided through programming such as direct athlete funding, health insurance, tuition grants, media and marketing opportunities, education and career services, and performance-based monetary rewards.

Furthermore, Olympic Training Center facilities offer performance services, including sports medicine; strength and conditioning; psychology, physiology and nutrition assistance; and performance technology.

The USOC is governed by a board of directors and managed by a professional staff headed by a CEO. Three constituent councils serve as sources of opinion and advice to the board and USOC staff, including the Athletes' Advisory Council, National Governing Bodies Council and Multi-Sport Organizations Council. The AAC and the NGBC each have three representatives on the board. The CEO of the organization and all American members of the International Olympic Committee are ex officio members of the board.

Ashton Eaton improved his decathlon world record with 9,045 points and broke a 40-year old world decathlon record in the 400-meter to win the gold medal at the 2015 IAAF World Championships by more than 300 points.

COMPETITIVE

EXCELLENCE

WORLD CHAMPIONSHIP RESULTS

IN A NON-GAMES YEAR, TEAM USA'S OVERALL PERFORMANCE IS EVALUATED BASED ON RESULTS AT WORLD CHAMPIONSHIPS.



Photo credit: James Netz

Paralympic Sport

The U.S. finished third with both 142 total medals and 47 gold medals. Similarly, Team USA was third on both the summer (118) and winter (24) charts.

The summer was highlighted by 43 medals by track and field athletes, along with 30 each for swimmers and cyclists. Jessica Long won seven medals – including four golds – at the IPC Swimming World Championships, while Joe Berenyi led the U.S. track cycling team to the top of the medal chart (12 total, 4 golds) at the UCI Para-cycling Track World Championships with a pair of world titles.

On the winter side, the majority of U.S. medals came in the various snow sports, including seven each in alpine and Nordic skiing, and nine in snowboarding. Andy Soule made history by winning the most-ever medals by a U.S. athlete at an IPC Nordic Skiing World Championships, bringing home three silver and two bronze medals.

Meanwhile, the sled hockey team defended its gold from the Sochi Paralympics with the gold medal on home soil at the 2015 IPC Sled Hockey World Championship in Buffalo, New York.

2015 MEDAL COUNT

WORLD CHAMPIONSHIPS

Country	Summer	Winter	Golds	Total
Russia	183	77	101	260
China	156	1	73	157
United States	118	24	47	142
Ukraine	103	30	38	133
Great Britain	104	4	39	108

Tatyana McFadden remained undefeated to capture her third straight marathon grand slam, while also winning her first marathon world title and setting three T54 world records.



Olympic Sport

Team USA's 101 total medals and 40 gold medals were the most by any country. In addition, the U.S. topped the total and gold-medal charts for both summer (72 total, 28 golds) and winter sports (29 total, 12 golds).

On the summer side, swimming led the way with 19 medals, propelled by a stunning five-gold-medal performance by Katie Ledecky to put Team USA at the top of the chart. Track and field was close behind with 18 medals to also top the count, as Ashton Eaton improved his world record en route to defending his world title in decathlon.

Meanwhile, gymnastics brought in 10 medals, led by a four-gold-medal effort from Simone Biles to bring her career world championship total to a record 10. And, boosted by a home crowd at the 2015 FILA World Championships in Las Vegas, U.S. wrestlers garnered seven medals, including four golds – the most for Team USA in 20 years.

The summer was also highlighted by the U.S. Women's National Soccer Team's captivating run to a record third FIFA Women's World Cup title.

In winter sports, ski and snowboard athletes accounted for nearly 60 percent of U.S. medals (17 total, 5 golds). The ski season was accented by the U.S. hosting the 2015 FIS Alpine World Championships in Vail/Beaver Creek, Colorado, during which the largest ever national broadcast audience for skiing outside of the Olympics witnessed a five-medal U.S. effort, highlighted by Ted Ligety becoming the first man to win three world championship giant slalom titles.

Elsewhere on the snow, Jessie Diggins and Caitlin Gregg finished second and third in the 10-kilometer individual freestyle at the 2015 FIS Nordic Ski World Championships, marking the best finish ever by the U.S. team.

Meanwhile, led by Brittany Bowe's three-medal performance (2 golds, 1 silver), U.S. speedskaters brought in seven medals at the 2015 ISU World Single Distance Championships, including four golds.

2015 MEDAL COUNT

WORLD CHAMPIONSHIPS

Country	Summer	Winter	Golds	Total
United States	72	29	40	101
Russia	62	21	28	83
China	70	12	27	82
Germany	35	26	21	61
France	35	21	20	56

Simone Biles became the first female gymnast to win 10 career world championship gold medals – and four golds at consecutive world championships – with a historic third straight world all-around title.





The U.S. women's field hockey team defended its title from 2011 to secure qualification for the 2016 Olympic Games.

PAN AMERICAN GAMES

17 DAYS OF COMPETITION ■ **7,000 ATHLETES** ■ **41 NATIONS** ■ **39 SPORTS**

Team USA topped the medal chart in every category, leading all nations with 265 medals, including 103 golds, 81 silvers and 81 bronzes. The winning campaign extended Team USA's reign atop the overall medal count to 16 straight Games, dating back to 1955. Overall, 448 U.S. athletes contributed to Team USA's medal count, including 81 multiple-medalists and 22 who won multiple gold medals.

The 621-member U.S. team competed in 54 disciplines, winning medals in all 37 sports in which it competed. Team USA collected the most hardware in track and field, winning 13 golds and 41 medals overall, marking the team's biggest medal haul since 1999. Team USA's Laura Zeng was the winningest athlete of the Games, earning five gold medals and becoming the second woman ever to sweep the individual rhythmic gymnastics titles.

Just over a year out from the Rio 2016 Olympic Games, the U.S. took advantage of available Olympic qualification spots in canoe/kayak, equestrian (dressage and eventing), women's field hockey, men's water polo, modern pentathlon, shooting and table tennis.



Laura Zeng was the winningest athlete of the Games, earning five gold medals and becoming the second woman ever to sweep the individual rhythmic gymnastics titles

5 GOLD MEDALS

PARAPAN AMERICAN GAMES

8 DAYS OF COMPETITION ■ **1,600 ATHLETES** ■ **28 NATIONS** ■ **15 SPORTS**

The 239-member U.S. team competed in 14 of the 15 sports on the competition schedule, finishing in third place in the medal standings with 135 total medals, including 40 golds, 51 silvers and 44 bronzes. The lion's share of medals went to the track and field team, which won 51, followed by 32 for the swimming team and 19 podium appearances made by the cycling team. The finish marked the most medals ever won by Team USA at a Parapan American Games.

Swimmers Haley Beranbaum and Mallory Weggeman tied with the most medals of the Games – five apiece. Cyclist Joe Berenyi won four medals, three of which were gold. Track star Ray Martin also topped the podium with three gold medal wins, after leading two U.S. podium sweeps. In addition to medals, Team USA had world record-breaking performances from Jarryd Wallace (men's 100m T44) and Roderick Townsend (high jump).

Meanwhile, both the men's and women's wheelchair basketball teams qualified for the Rio Paralympic Games with their gold-medal performances, and the men's sitting volleyball team punched its Rio ticket with the silver medal.



Photo credit: Joe Kusumoto

Ray Martin paced Team USA with three gold medals, having led two U.S. podium sweeps on the track.

3 GOLD MEDALS

ATHLETE SUPPORT

THE USOC OPERATES IN A CULTURE OF SERVICE TO AMERICA'S ELITE ATHLETES AND NATIONAL GOVERNING BODIES, WHOSE SUCCESS IS SUPPORTED BY STABLE GOVERNANCE, STRATEGIC FUNDING AND PROGRAMS THAT ENHANCE HOLISTIC ATHLETE DEVELOPMENT. THE USOC, IN PARTNERSHIP WITH THE NGBs, PROVIDES SUPPORT BOTH ON AND OFF THE FIELD OF PLAY, ENSURING SUSTAINED COMPETITIVE EXCELLENCE FOR TEAM USA AND A POSITIVE REPRESENTATION OF THE U.S. OLYMPIC AND PARALYMPIC MOVEMENTS.

DIRECT ATHLETE/NGB SUPPORT

In an effort to maximize resources, grants are strategically allocated to give the greatest number of American athletes the opportunity to reach the podium using a results driven resource-allocation process. A total of \$76.4 million in grants was distributed directly to NGBs/Paralympic organizations and athletes.

NGB GRANTS

Grants are awarded to National Governing Bodies and administered through Performance Partnership Agreements. The USOC allocated \$51.4 million in grants to nearly 70 organizations – including all 39 Olympic NGBs – in support of sport programming. A total of 18 NGBs received grants in excess of \$1 million, while six received more than \$2 million.

ATHLETE GRANTS

In recognizing the ongoing needs of America's elite athletes, the USOC offers a variety of resources that promote performance and personal development. With an athlete pool of over 1,700, a total of \$25 million was allocated via direct grants, medical benefits, Operation Gold payments and tuition assistance.

NGBs designate their top athletes to be part of the USOC's Athlete Performance Pool, which qualifies them for direct grants. With a pool of 1,631 athletes, the USOC paid \$13.4 million in grants.

In addition, eligible athletes receive Elite Athlete Health Insurance and access to the National Medical Network, which includes eight top-tier medical institutions. Designed to provide access to medical care while minimizing out-of-pocket expenses, EAH and the NMN provided more than \$8 million in services to 1,736 athletes. In addition, the USOC's three sports medicine clinics handled 27,671 patient encounters, at an additional value of \$2.4 million.

Operation Gold Awards are designed to reward athletes for top-place finishes in a sport's most competitive senior international competition of the year. The third year of the Olympic/Paralympic quadrennium offers the highest payments outside of the Games rewards, with a total of \$2.1 million going to 619 athletes.

Finally, tuition assistance was given to 189 athletes, totaling \$1.4 million.



Elana Meyers Taylor and Cherrelle Garrett became the first U.S. women's bobsled team to win a world championship, as driver Meyers Taylor claimed the overall 2014-15 World Cup title with six gold medals.



Photo credit: Jeff Cable

OLYMPIC TRAINING CENTERS

The USOC operates three high-performance Olympic Training Centers, equipped with a variety of performance resources, including a network of scientists, doctors and athletic trainers; cutting-edge sports technologies; and world-class facilities that served more than 24,000 athletes nationwide. The USOC dedicated \$30 million in operating training centers, which is more than 15 percent of the annual operating budget.

A total of 22,396 athletes used the three OTCs, representing a 15 percent increase from the year prior. Those athletes took part in 1,615 programs.

COLORADO SPRINGS: 12,897 ATHLETES, 910 PROGRAMS
CHULA VISTA: 4,685 ATHLETES, 475 PROGRAMS
LAKE PLACID: 4,814 ATHLETES, 230 PROGRAMS

In addition to amenities for athletes, the Colorado Springs Olympic Training Center also features attractions for visitors. More than 130,000 guests toured the USOC’s flagship training center, helping generate revenue in support of Team USA athletes.

OLYMPIC AND PARALYMPIC TRAINING SITES

The USOC partners with 18 U.S. Olympic and Paralympic Training Sites with the addition of Auburn University in 2015. The training sites work in collaboration with NGBs and High Performance Management Organizations, and include seven facilities that serve Paralympic programs and five university partners.

16 STATES
500 NATIONAL TEAM ATHLETES
>\$12 MILLION IN ELITE ATHLETE AND NGB SUPPORT

NGB ORGANIZATIONAL SUPPORT

The USOC provides NGBs with administrative and operational support to help enhance organizational stability, resource generation and long-term competitive success. The NGB Best Practices Seminar was hosted to help foster valuable working relationships among and between NGBs and the USOC. In addition, the Challenge Grant Program continued to assist in the establishment of sustainable fundraising programs by matching new and/or upgraded philanthropic donations up to \$25,000. And, the P&G/Team USA Youth Sports Fund awarded 15 NGBs/HPMOs a total of nearly \$200,000 to aid in grassroots sport development. Finally, the USOC facilitated several board trainings, aided in strategic planning sessions and provided targeted assistance to improve NGB organizational effectiveness.



Photo credit: Tom Kimmell

DEVELOPMENT

NCAA

In recognizing the critical importance of collegiate athletics to the development and success of Team USA, the USOC board approved of the hiring of a director of collegiate partnerships. The USOC also hosted a meeting at Duke University that included several collegiate athletic administrators, coaches association representatives, and USOC and NGB leadership. Three priority initiatives emerged from the meeting: strategic communications around the narrative of Olympic sport, institutional engagement and support for student-athletes, and sport-specific project development between NGBs and their respective coaches associations. Enhanced communication was also a focus of the NCAA Olympic Sports Liaison Committee, as members partnered with NGB leaders to better facilitate dialog between the two groups.

MULTI-SPORT ORGANIZATIONS

With the addition of USA Football in 2015, the USOC is partnered with 38 community-based Multi-Sport Organizations, representing more than 75 million members across the country. MSOs – such as YMCA of the USA, and Boys & Girls Clubs of America – help drive national interest and participation in sport.

COMMUNITY OLYMPIC DEVELOPMENT PROGRAMS

The USOC increased its Community Olympic Development Programs membership to 16 with the addition of the Michigan State University Demmer Center, Play Rugby USA, Dayton Regional Rowing, Promote the Youth, and Waterville Valley Black and Blue Trail Smashers-Snowsports Educational Foundation. The programs assist NGBs with athlete development pipelines, influencing more than 19,000 athletes nationwide and contributing more than \$7.5 million in support.

PARALYMPIC SPORT CLUBS

U.S. Paralympics partnered with 225 Paralympic Sport Clubs – up from 211 in 2014 – representing 48 states and Washington, D.C. Of the 225 Paralympic Sport Clubs, 57 clubs are recognized within the Paralympic Sport Club Excellence Program. In 2015, through the PSC network, ongoing programming in 26 Paralympic sports was offered to 7,746 youth (18 and under) and 16,115 adults (19 and over), which included participation by a total of 3,757 veterans and service members. A total of 23,861 unique athletes engaged in programming resulting in a 7 percent increase from 2014.

GATEWAY TO GOLD

The U.S. Paralympics Gateway to Gold initiative is a talent identification program that introduces people with Paralympic-eligible impairments to Paralympic sport and leads them to the athlete pipeline for the U.S. Paralympic Team. Four regional and nine local events were held in 2015, hosting more than 325 participants, and highlighting a variety of sports, including archery, cycling, Nordic skiing, powerlifting, rowing, swimming, track and field, wheelchair basketball, and wheelchair tennis.



Joe Berenyi won three medals – including two golds – at the track cycling world championships, and added four medals – including three golds – at the 2015 Parapan American Games.

Photo credit: Jean Baptiste-Benavent

SAFE SPORT

The USOC continued its commitment to providing leadership and resources toward creating positive, safe and secure environments for athletes across all sports, genders and ages. Following the 2014 approval for the creation of an independent entity to oversee education programs, and investigate and adjudicate claims of misconduct in sports managed by USOC-sanctioned NGBs, the USOC formed an independent advisory council to guide the launch of the U.S. Center for Safe Sport and committed funding over the five-year period beginning in 2016. The center gained 501(c)(3) nonprofit status, approved its first board of directors and anticipates a 2017 launch.

EDUCATION

TEAM USA AMBASSADOR PROGRAM

Planning for the Rio edition of the Team USA Ambassador Program began in early 2015 with the development of the online course designed to educate U.S. Olympic and Paralympic hopefuls about their roles and responsibilities at the upcoming Games, as well as strategies to maximize their athletic performance and the positive impact on themselves, their families and communities, and Team USA. The online course was co-hosted by Olympic legends Carl Lewis and Misty May-Treanor with plans to launch in early 2016. This online course will be followed by in-person sessions led by a team of accomplished Olympians and Paralympians held during Team Processing in Houston prior to the Games.

ATHLETE CAREER AND EDUCATION PROGRAM

The USOC Athlete Career and Education Program – aimed at providing U.S. athletes with resources for a successful transition from athletic to professional careers – hired a new director in June and added a second career coach in July. More than 2,000 athletes were served, representing a 100 percent increase from 2014. A total of 232 athletes were placed in jobs, including 172 with flexible part-time jobs via DICK’S Sporting Goods’ Contenders program. In addition, the ACE Mentor Network – an online 1:1 video mentorship program – was launched to provide athletes with sport and career mentors, and nearly 100 athletes received career counseling through Adecco’s Lee Hecht Harrison division. Finally, 151 athletes were enrolled in DeVry University via the USOC, and 33 graduated with undergraduate or graduate degrees. An additional 40 athletes were enrolled at the University of Colorado at Colorado Springs under the in-state tuition program for OTC athletes.

▲ The U.S. women’s water polo team won an unprecedented fourth FINA World Championship and ninth World League Super Final, becoming the first women’s team to hold current Olympic, world championship, world cup and World League titles.

CLEAN SPORT

The USOC supports and assists the World Anti-Doping Agency and the U.S. Anti-Doping Agency in their efforts to protect clean athletes in sport. This includes cooperating with WADA and USADA in promoting health, fairness and equality for all athletes, and respecting the autonomy of both agencies. As a condition of membership and recognition by the USOC, NGBs and HPMOs must comply with national and international anti-doping codes. In 2015, the USOC dedicated \$4.6 million to anti-doping testing, monitoring and research.

COACHING

AMERICAN DEVELOPMENT MODEL

The USOC partnered with NGBs to create the American Development Model, which is designed to help Americans realize their full athletic potential and utilize sport as a path toward an active and healthy lifestyle. The model is centered on universal access, developmentally appropriate activities, multi-sport participation, quality coaching and fun. In 2015, 22 NGBs/HPMOs attended the USOC’s ADM Workshop at the University of Delaware, while 23 sports now recognize and utilize ADM concepts.

LEADERSHIP EDUCATION PROGRAM

The National Team Coach Leadership Education Program was launched in 2014 and brings national team coaches from across the USOC and NGBs together for professional development over the course of a 16-month period. The pilot program included 24 coaches split into two groups taking part in five seminars throughout 2015, with graduation set for early 2016.

ALUMNI

The U.S. Olympians and Paralympians Association provides opportunities for service, continuity and identity, and allows U.S. Olympians and Paralympians to unite and support future generations of Team USA athletes. It also serves as a link between Olympians, Paralympians and the USOC by developing ways to involve Team USA athletes in all aspects of the U.S. Olympic and Paralympic movements. In 2015, membership grew to 9,800, as the number of chapters increased by two – with the addition of Austin-San Antonio and Minnesota – to 29.



PROMOTION

&

OUTREACH

BRAND

FOR MORE THAN SEVEN YEARS, TEAM USA HAS CONSISTENTLY BEEN THE MOST ADMIRER BRAND AMONG U.S. SPORTS LEAGUES, WITH FANS RATING IT HIGHEST ACROSS A VARIETY OF POSITIVE ATTRIBUTES SUCH AS PATRIOTIC, DEDICATED AND INSPIRING.

PARTNERS

The USOC’s diverse partners continue to be critically important to the success of Team USA. In 2015, two new partners were signed – bringing the total to 39 – while two existing partners renewed their sponsorship agreements. Fully subscribed for the 2016 quadrennium, the USOC partnership marketing team went to work selling for 2017–20, with more than 40 percent of partners in existing categories already committed to help secure the long-term financial stability of Team USA.

WORLDWIDE



DOMESTIC



BROADCAST PARTNER



TEAM USA CHANNEL

IN 2015, THE TEAMUSA.ORG NETWORK GREW TO 27 SITES AND AMASSED 15 MILLION UNIQUE VISITORS, 69 MILLION PAGE VIEWS, AND MORE THAN 25 MILLION VIDEO AND LIVESTREAM VIEWS. SOCIALLY, TEAM USA PLATFORMS REACHED A TOTAL OF 7.7 MILLION FOLLOWERS ACROSS FACEBOOK, TWITTER, GOOGLE+, YOUTUBE, INSTAGRAM AND PINTEREST, WITH 15.2 MILLION ENGAGEMENTS.

In May, TeamUSA.org launched a weekly web series, *Cooking with Team USA* presented by Kellogg's. Hosted by Olympic figure skating champion Brian Boitano, the 20-episode series featured appearances by 16 additional Team USA athletes and had more than 2.2 million views.

ROAD TO RIO TOUR



The Road to Rio Tour presented by Liberty Mutual Insurance launched its nine-city tour with three stops in 2015, logging more than 6,500 miles and engaging more than 91,000 fans. The tour circles the country, bringing the spirit and excitement of the Rio Games to Team USA fans through interactive sport participation, virtual-reality experiences, athlete meet and greets, giveaways, and sponsor engagement.

ONE-YEAR OUT

MORE THAN A DOZEN TEAM USA ATHLETES TRAVELED TO NEW YORK FOR PUBLICITY OPPORTUNITIES AND ACTIVITIES TO CELEBRATE THE ONE-YEAR COUNTDOWN TO THE RIO 2016 OLYMPIC GAMES.

BY THE NUMBERS:

Athletes » 16	Today Show segments » 7	Team USA social impressions » 12 million
Sports » 9	Media impressions » 195 million	Team USA social engagements » 362,000
Media outlets » 14	TeamUSA.org video views » 121,000	Media teleconference participants » 60

TEAM USA AWARDS

BEST OF THE MONTH: 131,245 VOTES ■ BEST OF THE YEAR: 183,435 VOTES

The Team USA Awards presented by Dow are designed to shine a light on the inspiring performances of American athletes by generating awareness and fan engagement across all Team USA digital and social channels on a year-round basis. The program includes monthly awards and was highlighted by the first-ever Best of the Year awards show in December. Hosted by NBC's Natalie Morales, the show was held at the University of Pennsylvania's Houston Hall and broadcast on NBCSN.

NBC/USOC PROMOTIONAL SHOOT

At the NBC/USOC Promotional Shoot – which took place in November in West Hollywood – 104 Team USA athletes went through 18 stations, allowing NBCUniversal properties to gather a significant amount of content in the lead-up to the Rio 2016 Olympic and Paralympic Games. In addition, the Team USA digital team published real-time social content that generated more than 190 million impressions across all platforms.

OLYMPIC DAY

IN JUNE, MORE THAN 630,000 AMERICANS CELEBRATED THE 120TH ANNIVERSARY OF THE MODERN OLYMPIC MOVEMENT AS PART OF OLYMPIC DAY. A RECORD-SETTING 1,820 EVENTS WERE HOSTED IN 1,297 CITIES ACROSS ALL 50 STATES AND FIVE OVERSEAS LOCATIONS, MAKING IT THE MOST CELEBRATED U.S. OLYMPIC DAY IN HISTORY. A TOTAL OF 975+ U.S. OLYMPIANS, PARALYMPIANS, COACHES AND HOPEFULS JOINED IN THE CELEBRATION, WITH A RECORD 45 NGBs AND THEIR AFFILIATED CLUBS HOSTING 1,163 EVENTS.

BY THE NUMBERS:



U.S. OLYMPIC ACADEMY

In 2015, the USOC partnered with the LA84 Foundation to host the second edition of the U.S. Olympic Academy in Los Angeles. The invitation-only conference brought together more than 90 attendees representing sport organizations, NGBs and universities, and emphasized Olympism through the overarching theme of the Olympic city lifecycle, from bid to legacy.

FLAME

In an effort to better procure, train and retain diverse talent, the USOC hosted 29 minority student leaders from 15 states and 23 colleges and universities across the country for the 22nd annual FLAME (Finding Leaders Among Minorities Everywhere) Program. The eight-day program aimed to inspire and prepare students of color to pursue careers in the U.S. Olympic and Paralympic movements.

ARCHIVES

The Crawford Family U.S. Olympic Archives – housed within the USOC headquarters building – supports the U.S. Olympic and Paralympic family by preserving and providing access to its historic records and images. In 2015, nearly 60 collections were donated and 1,364 artifacts were processed, bringing the total collection of unique artifacts to 7,785. In order to educate and inspire Americans, 18 loans were given to NGBs, sponsors and museums, while 15 exhibits were curated for various local and national events.

INTERNATIONAL ENGAGEMENT

OLYMPIC AND PARALYMPIC BID

SEPTEMBER 1, 2015
**LOS ANGELES
LAUNCHED ITS BID
TO HOST THE 2024
OLYMPIC AND
PARALYMPIC
GAMES**

Following the Boston campaign that was withdrawn in late July, Los Angeles launched its bid to host the 2024 Olympic and Paralympic Games on Sept. 1. LA City Council voted unanimously in support of the city's attempt to bring the summer Games back to the United States for the first time in 28 years. The city's Olympic and Paralympic bid – led by chairman Casey Wasserman – was endorsed by the USOC board of directors and LA Mayor Eric Garcetti.

The environmentally sustainable bid – supported by nine out of 10 Angelenos – puts the athletes' experience at the heart of the Games. LA 2024's plan is based on the core principles of the IOC's Olympic Agenda 2020 with 97 percent of Games venues either already in place, planned by private investors or temporary.

In addition to Mayor Garcetti and Wasserman, Goldman Sachs' Gene Sykes began serving as LA 2024's CEO, while four-time Olympic champion swimmer Janet Evans was brought on as vice chair and director of athlete relations, as well as chair of the LA 2024 Athletes' Commission.

As part of Stage 1 of the IOC's Candidature Process, LA 2024 leaders participated in a kick-off briefing for Candidate Cities in late September and the Candidate Cities 2024 Workshop on Nov. 19–20 to help prepare part one of the Candidature File, due to the IOC in early 2016. An additional two stages will take place before the IOC vote in September 2017.

INTERNATIONAL POSITIONS

A total of 535 international sport leadership positions were held by U.S. representatives in 2015, highlighted by former U.S. Tennis Association president Dave Haggerty being elected president of the International Tennis Federation. He became the first American to serve as head of the ITF since 1975. In addition, Larry Probst was named chair of the IOC Olympic Channel Commission.

Overall, Probst and Scott Blackmun held a combined 11 leadership positions across the IOC, Association of National Olympic Committees, Pan American Sports Organization and Court of Arbitration for Sport. Meanwhile U.S. IOC members Anita DeFrantz and Angela Ruggiero served in a total of 12 IOC roles, and Jim Easton, who served as a U.S. IOC member from 1994–2015, was named an honorary IOC member.

HOSTED EVENTS

The year was highlighted by the USOC joining ANOC in hosting the XX ANOC General Assembly in Washington, D.C., in late October. It was the first time the event – which is one of the largest and most important gatherings of the Olympic Movement outside of the Games – was held in the U.S. since 1994. It was also the largest assembly in ANOC's history, with more than 1,200 delegates from 204 NOCs. In addition to representatives from the world's NOCs, the two-day meeting was attended by IOC President Thomas Bach; more than 40 IOC members; and representatives from International Federations, Organizing Committees of the Olympic and Paralympic Games, CAS and the World Anti-Doping Agency.

In addition, the USOC joined PASO in hosting the PASO Extraordinary General Assembly, two Executive Committee meetings and the PASO Workshop.

On the sport side, nine world championships were hosted stateside, including in the Olympic sports of alpine skiing (Vail/Beaver Creek, Colorado), archery (youth; Yankton, South Dakota), ice hockey (women's U18; Buffalo, New York), road cycling (Richmond, Virginia), triathlon (Chicago), weightlifting (Houston) and wrestling (Las Vegas), and in the Paralympic sports of Nordic skiing (Cable, Wisconsin), sled hockey (Buffalo, New York) and triathlon (Chicago).

PARTNERSHIPS

The USOC added a bilateral agreement with South Korea in January 2015, bringing its total number of NOC agreements – aimed at sharing best practices and strengthening cooperation – to eight (Australia, Brazil, China, Germany, Great Britain, Japan, Russia, South Korea). In addition, the USOC has cooperation agreements with two Continental Associations (Association of NOCs of Africa and Olympic Council of Asia).

As part of the ongoing agreement with ANOCA, the USOC provided technical assistance in the area of information technology. The USOC partnered with the Foundation for Global Sport Development to make a donation of an HP laptop to each of the African NOCs and ANOCA, and has provided ongoing support throughout the past year to set up an efficient network for greater internal and external communications.

Meanwhile, the USOC IR Grant Program – aimed at supporting the organization's long-term strategy of being an active, constructive and committed partner in the Olympic Movement – awarded \$400,000 across 24 NGBs.

The USOC, University of Delaware and IOC also partnered for the seventh edition of the International Coaching Enrichment Certification Program, featuring 28 coaches representing five continents, 33 countries and 14 sports. The 2014–15 program launched in September and was conducted in four modules through April at the University of Delaware; the U.S. Olympic Training Center in Colorado Springs, Colorado; apprenticeship sites around the U.S.; and the IOC headquarters in Lausanne, Switzerland.

Additionally, the USOC aligned again with the IOC in offering athletes from developing countries the opportunity to train with developed NOCs through the Olympic Solidarity Rio 2016 Scholarships for Athletes Program. The USOC also hosted 54 athletes and coaches throughout the year as part of a commitment to PASO's Continental Athlete Scholarship Program. Overall, 2,482 athletes, coaches and officials from 89 nations visited U.S. Olympic Training Centers.

Finally, the USOC hosted delegations from Barbados, Guatemala and Kazakhstan, along with Oceania National Olympic Committees. Meanwhile, USOC leaders participated in national seminars in Guatemala, and Trinidad and Tobago.

2,482

athletes,
coaches
and
officials

visited
U.S.
Olympic
Training
Centers.

THE USOC ALSO HOSTED 54 ATHLETES AND COACHES THROUGHOUT THE YEAR AS PART OF A COMMITMENT TO PASO'S CONTINENTAL ATHLETE SCHOLARSHIP PROGRAM.

Athletes, coaches and officials from 89 nations visited U.S. Olympic Training Centers.

U.S.
OLYMPIC
AND
PARALYMPIC
FOUNDATION

Trustees are valuable partners who help shape and grow the important work of the USOC by providing both strategic advice and transformative financial support.

USOPF BOARD OF DIRECTORS

Dwight Anderson
John Babcock
Andrew F. Barth
Cori and Tony Bates
Scott Blackmun*
Ernie Blake
Loren Bough
Samuel Byrne
Thomas Cerabino
Tracy and Ron Clutter
Robert Cohen
Robyn Coles and
Dr. Tony Coles
Gayla and Kevin Compton
Gordon Crawford
Gina and Dan Dickinson
Christine Dockstader and
Barry Ritter
Dave Dollinger
Kristin Ehrgood and
Vadim Nikitine
Stephen C. Freidheim
John Goldman
Gary F. Goldring
Joanie Hall and Michael Ray
Laura and Jim Hirschmann
Bill Hybl
Erin and Jim Keller
Katherine Kendrick
Jonathan Ledecy
David Leuschen
Margaret Munzer Loeb and
Daniel Loeb

Alicia Miñana and
Robert Lovelace
John Macfarlane III
Scott Malkin
Lynda and John Marren
Mari Sinton-Martinez and
Paul Martinez
Aria Mehrabi
Joan Criswell-Merrilees and
Rob Merrilees
Allison and Roberto Mignone
Corinne Nevinny
Greg Penner
Michael Polsky
David Poms
Tracey and Brad Powell
Anthony Pritzker
Larry Probst*
Rick Rieder
Gary Rieschel
Bruce Robson
Marti and Greg Rosenbaum
Lizanne and Barry Rosenstein
Barry Sternlicht
Mary and Mark Stevens
Steve Strandberg
Stuart Weitzman
Lisa and Greg Wendt
Kevin D. White
Geoff Yang
Lisa and Dan Zelson

*Ex-Officio

A Landmark Year

THE UNITED STATES OLYMPIC AND PARALYMPIC FOUNDATION WAS LAUNCHED IN 2013 TO INCREASE THE LEVEL OF PHILANTHROPIC SUPPORT PROVIDED TO TEAM USA. THE FOUNDATION RAISED UNPRECEDENTED RESOURCES IN 2015, ALLOWING THE USOC TO MAKE KEY INVESTMENTS IN AREAS THAT PROMOTE EXCELLENCE AND INNOVATION FOR TEAM USA.

The USOPF documented **\$28.3 million** in philanthropic support in its second full year of operation, **increasing overall fundraising by 94 percent** compared to 2014.

The USOPF board of directors was integral in guiding the efforts of the foundation in 2015. A prestigious group of philanthropists and visionaries, the foundation board is comprised of individuals who believe deeply in the values of the Olympic and Paralympic movements, and want to ensure the success of America's athletes on and off the field of play. This influential group of volunteers provides personal and professional expertise throughout the year, ensuring the USOPF is able to meet its ambitious goals.

Added participation in the USOPF Trustee Program has also played a key role in the foundation's overall success, with 15 new households joining the group by year's end.

Each trustee is tasked with advocating for the USOC's work both nationally and globally, raising awareness for the USOC's funding needs and referring others who may be interested in supporting Team USA.

The impact of donor support on U.S. athletes has been profound. From 2014 to 2015, grants for direct athlete and program financial aid more than doubled from \$1.5 million to \$3.3 million.

In addition to impacting direct athlete support, the foundation also worked to support key USOC programs designed to advance the performance of Team USA both on and off the field of play. The Athlete Career and Education

program benefited from increased funding in 2015, allowing the USOC to deliver high quality, comprehensive career and education services to both current and retired Team USA athletes.

The foundation also supported diversity and inclusion initiatives such as FLAME (Finding Leaders Among Minorities Everywhere), an eight-day workshop for diverse college and graduate-level students to gain insight into the professional world of elite sport.

A new technology and innovation initiative was launched in collaboration with the USOC's high performance and sport science departments, made possible thanks to the generosity of several USOPF board members and trustees. This program will utilize science, technology and research like never before – all in an effort to put more American athletes on the podium than at any other time in Olympic and Paralympic history.

The Team USA Fund, the cornerstone of unrestricted annual support for the foundation, also took off in 2015 due to an innovative symbolic giving campaign – the Team USA Registry. Launched in April, the registry successfully rallied more than 6,000 donors and generated \$228,000 through the end of the year.

At the 2015 Pan American Games, Sam Mikulak became the first American man to win the all-around title, while leading the U.S. men to their first team title in 20 years.

SPOTLIGHT ON: TEAM USA FUND

The Team USA Fund is the USOPF's annual giving program, comprising the base of philanthropic support from the American public. As such, it provides expendable, current-use resources to support the USOC's highest funding priorities across all areas. By giving to the Team USA Fund, donors increase the amount of support provided to American athletes — and in turn maximize their potential of reaching the podium at the Olympic and Paralympic Games.

The Team USA Registry, a program of the Team USA Fund, was launched in 2015 to educate American donors about the needs of U.S. athletes and inspire them to support Team USA. This innovative fundraising campaign invites fans to donate symbolic gifts in support of U.S. Olympic and Paralympic hopefuls. The items and services featured on TeamUSAREgistry.org — from a pair of soccer cleats to a week's worth of groceries — tell a story and build awareness around what it takes for America's top athletes to compete at the highest level.

While donors are not purchasing the actual items, the cost of each item is donated to the Team USA Fund and used where needed most to support U.S. athletes. The items and their respective prices are representative of the expenses U.S. athletes face while they train for and compete at the Games.

In total, the Team USA Registry has raised \$228,000 in current-use, unrestricted support. The 2015 campaign concluded with a final push during the holiday season, featuring a donor match from two generous USOPF board members. That effort lasted 10 days and raised more than \$65,000, which was matched to \$130,000.

BY THE NUMBERS

\$228,000 raised
through 6,000 donations

\$38.00

Average gift

\$28.3
million raised

- » 25,023 UNIQUE VISITORS TO TEAMUSAREGISTRY.ORG
- » \$65,000 DOUBLED TO \$130,000 THROUGH THE YEAR-END MATCHING GIFT CAMPAIGN
- » 94% INCREASE IN OVERALL FUNDRAISING FROM 2014

The \$228,000 raised from the Team USA Registry in 2015 is enough to:

- » Cover the full cost of sending five U.S. athletes to the Rio 2016 Olympic or Paralympic Games
- » Provide six athletes with a year's residency at a U.S. Olympic Training Center
- » Provide weekly sports medicine massages for 175 athletes for a year
- » Underwrite one year of Elite Athlete Health Insurance for 80 athletes
- » Provide 1,120 nights of lodging at international competitions

TOP ITEMS DONATED:

\$50 MONTH OF CARE
FOR A GUIDE DOG

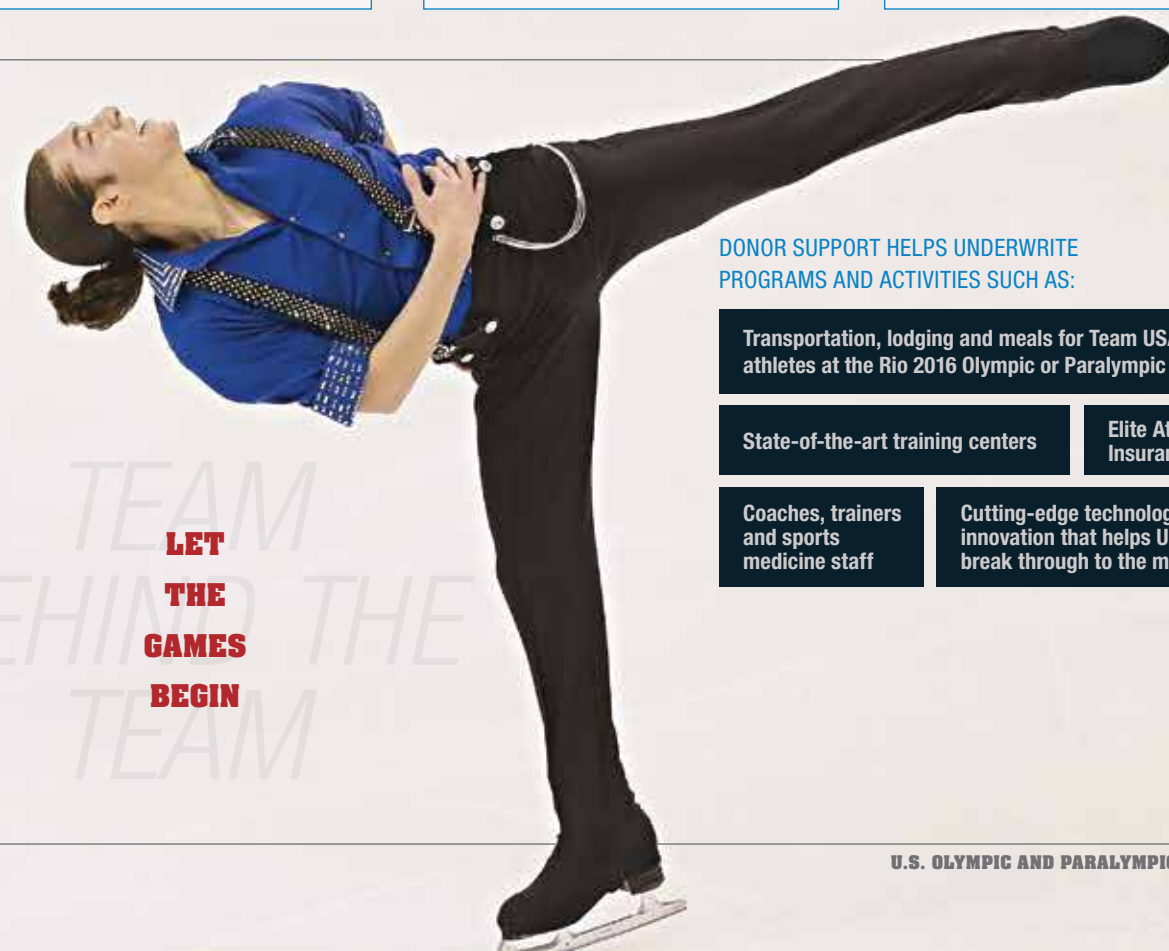
An essential piece of daily life for a visually-impaired Paralympic athlete

\$5 ARCHERY
TARGET PAPER

Used every day by Olympic and Paralympic archers in training and competition

\$15 SWIMMING
GOGGLES

A key piece of equipment during training sessions and competition



DONOR SUPPORT HELPS UNDERWRITE PROGRAMS AND ACTIVITIES SUCH AS:

Transportation, lodging and meals for Team USA's athletes at the Rio 2016 Olympic or Paralympic Games

State-of-the-art training centers

Elite Athlete Health Insurance

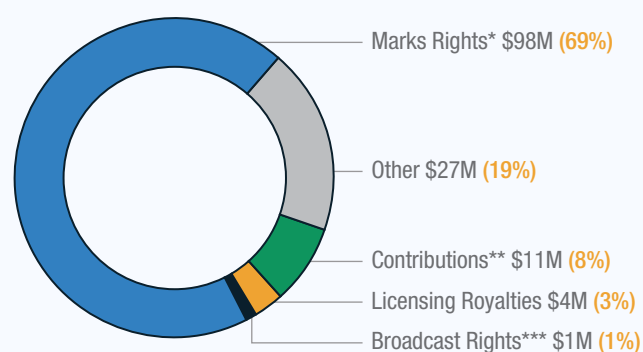
Coaches, trainers and sports medicine staff

Cutting-edge technology and innovation that helps U.S. athletes break through to the medal stand

2015 FINANCIAL REVIEW

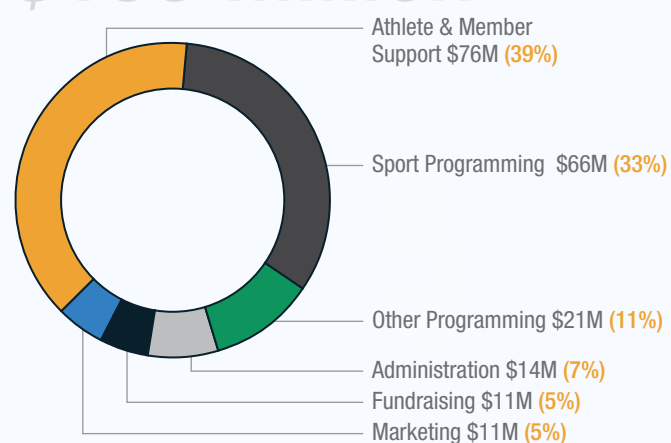
2015 REVENUE – UNCONSOLIDATED

\$141 Million



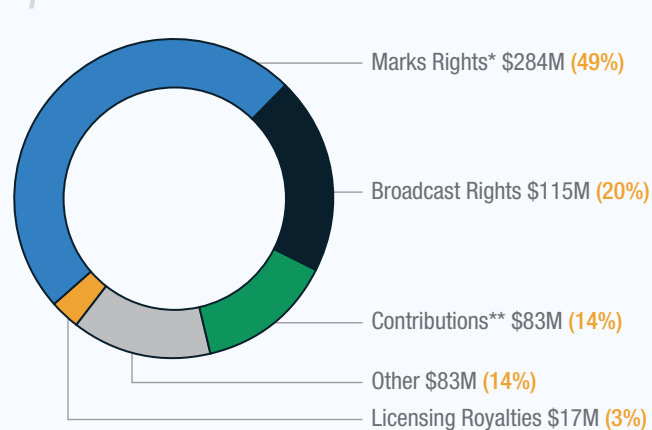
2015 EXPENSES – UNCONSOLIDATED

\$199 Million



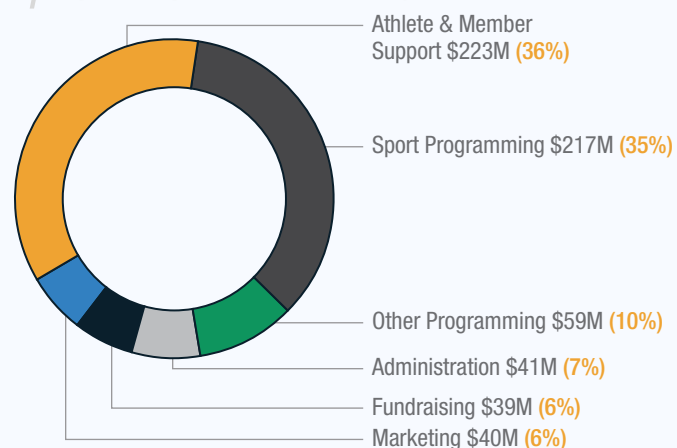
QUAD-TO-DATE REVENUE – UNCONSOLIDATED

\$582 Million



QUAD-TO-DATE EXPENSES – UNCONSOLIDATED

\$619 Million



*Sponsorships involving the right to use Olympic/Paralympic marks and terminology over a contract term
 **Shown net of donor benefits
 ***Broadcast revenues vary significantly in non-Games years versus Games years

Hailey Danisewicz won gold medals at three ITU World Paratriathlon events and finished second, as part of a Team USA PT2 sweep, at the 2015 ITU World Championships.

UNITED STATES OLYMPIC COMMITTEE

STATEMENTS OF FINANCIAL POSITION - UNCONSOLIDATED

	As of December 31,	
(In thousands)	2015	2014
ASSETS		
Cash and cash equivalents	\$ 62,953	\$130,302
Restricted cash, cash equivalents and investments	9,104	9,756
Investments	—	149
Equity in investee	2,623	—
Accounts receivables, net		
Pledges	21,335	26,245
Royalties and marks rights	13,157	10,941
Other	20,308	19,917
Prepaid expenses and other assets	24,055	8,146
Inventories, net	1,842	1,526
Investments held for deferred compensation arrangements	820	724
Land, buildings and equipment, net	81,970	101,980
Total assets	\$238,167	\$309,686
LIABILITIES AND NET ASSETS		
Liabilities		
Accounts payable and accrued liabilities	\$ 27,289	\$ 28,275
Deferred revenue	37,881	33,309
Deferred compensation arrangements	820	724
Total liabilities	65,990	62,308
Net assets		
Unrestricted	140,405	207,383
Temporarily restricted	20,546	28,072
Permanently restricted	11,226	11,923
Total net assets	172,177	247,378
Total liabilities and net assets	\$238,167	\$309,686

Note: This information is derived from audited financial statements. For a complete version of the statements, including the independent auditor's opinion, visit TeamUSA.org.

UNITED STATES OLYMPIC COMMITTEE

STATEMENTS OF ACTIVITIES - CONDENSED & UNCONSOLIDATED

	Year Ended December 31, 2015	Three-Year Period Ended December 31, 2015	Four-Year Period Ended December 31, 2012	Four-Year Period Ended December 31, 2008
(In thousands)				
SUPPORT AND REVENUE				
Contributions	\$ 12,555	\$ 90,612	\$182,916	\$113,236
Less direct donor benefits	(1,337)	(8,200)	(18,826)	(14,883)
Net contribution income	11,218	82,412	164,090	98,353
Equity earnings (loss) from equity investees	(10)	(10)	—	—
Broadcast rights and related interest income	595	115,403	268,325	206,574
USOC marks rights income	98,309	283,286	284,438	318,624
Licensing royalty income	3,945	17,141	28,586	27,056
Grants from the U.S. Olympic and Paralympic Foundation	3,321	4,904	—	—
Grants from the U.S. Olympic Endowment	11,084	30,077	36,316	49,311
Investment income	63	2,384	3,676	11,380
Other	12,750	46,099	66,539	23,707
Total support and revenue	141,275	581,696	851,970	735,005
EXPENSES				
Program services				
Member support	75,782	222,662	269,584	236,765
U.S. Paralympics	16,362	59,431	75,391	30,534
Member services				
Olympic Training Centers	29,872	88,407	98,597	96,542
National events	670	2,522	9,222	9,051
International competition	6,748	31,837	60,605	36,327
Sports science	1,289	3,569	6,173	20,235
Drug control	4,615	13,613	15,412	17,636
Public relations	3,266	9,843	10,803	11,902
Sports medicine	6,162	15,745	9,503	9,951
Education and archival services	3,504	12,881	13,952	1,211
International relations	6,525	11,795	11,260	9,823
Coaching programs	742	1,813	1,509	1,480
Broadcasting	6,705	20,517	19,461	10,356
Other	1,710	4,188	2,756	14,165
Total program services	163,952	498,823	604,228	505,978
SUPPORTING SERVICES				
Fundraising	10,649	39,415	84,041	68,456
Sales and marketing	10,601	39,526	48,416	48,514
General and administrative	14,249	41,056	56,069	59,889
Total supporting services	35,499	119,997	188,526	176,859
Total expenses	199,451	618,820	792,754	682,837
Changes in net assets before loss on impairment and cumulative effect of accounting change	(58,176)	(37,124)	59,216	52,168
Loss on impairment	(17,025)	(17,025)	—	—
Cumulative effect of accounting change	—	—	—	(1,122)
Change in net assets	(75,201)	(54,149)	59,216	51,046
Net assets, beginning of period	247,378	226,326	167,110	116,064
Net assets, end of period	\$172,177	\$172,177	\$226,326	\$167,110

Note: This information is derived from audited financial statements. For a complete version of the statements, including the independent auditor's opinion, visit TeamUSA.org.

UNITED STATES OLYMPIC AND PARALYMPIC FOUNDATION

STATEMENTS OF FINANCIAL POSITION

	As of December 31,	
	2015	2014
(In thousands)		
ASSETS		
Cash and cash equivalents	\$ 4,028	\$ 2,732
Restricted investment in U.S. Olympic Endowment pooled fund	3,650	1,527
Investments	76	—
Accounts receivables, net		
Pledges	20,315	6,788
Split interest agreements	51	69
Total assets	\$28,120	\$11,116
LIABILITIES AND NET ASSETS		
Liabilities		
Accounts payable and accrued liabilities	\$ 65	\$ 88
Grants payable to U.S. Olympic Committee	627	1,562
Net operating payable due U.S. Olympic Committee	4,008	3,135
Total liabilities	4,700	4,785
Net assets (deficit)		
Unrestricted	(904)	(2,043)
Temporarily restricted	19,989	6,625
Permanently restricted	4,335	1,749
Total net assets	23,420	6,331
Total liabilities and net assets	\$28,120	\$11,116

Note: This information is derived from audited financial statements. For a complete version of the statements, including the independent auditor's opinion, visit TeamUSA.org.

UNITED STATES OLYMPIC AND PARALYMPIC FOUNDATION

STATEMENTS OF ACTIVITIES

	Period ended	
	December 31,	
	2015	2014
(In thousands)		
SUPPORT AND REVENUE		
Contributions	\$28,567	\$14,677
Less direct donor benefits	(185)	(88)
Net contribution income	28,382	14,589
Investment return	(41)	(28)
Other income	—	1
Total support and revenue	28,341	14,562
EXPENSES		
Program services		
Grants to U.S. Olympic Committee	3,321	1,583
Total program services	3,321	1,583
SUPPORTING SERVICES		
Fundraising	6,626	5,512
General and administrative	1,305	1,136
Total supporting services	7,931	6,648
Total expenses	11,252	8,231
Changes in net assets	17,089	6,331
Net assets, beginning of period	6,331	—
Net assets, end of period	\$23,420	\$ 6,331

Note: This information is derived from audited financial statements. For a complete version of the statements, including the independent auditor's opinion, visit TeamUSA.org.

2015

USOC

BOARD OF

DIRECTORS

Lawrence F. Probst III (Chairman)

Chairman, Electronic Arts Inc.

Robert Bach

Former President of Entertainment & Devices Division, Microsoft Corp.

James Benson

CEO, Benson Botsford LLC

Scott A. Blackmun*

Chief Executive Officer, United States Olympic Committee

Ursula M. Burns

Chairman & CEO, Xerox Corp.

Anita L. DeFrantz

International Olympic Committee Member

Daniel L. Doctoroff

Chairman & CEO, Sidewalk Labs

Nina Kemppel

Four-Time Olympian, Cross-Country Skiing

Susanne Lyons

Former Executive Vice President & Chief Marketing Officer, Visa USA

Bill Marolt

Former President & CEO, U.S. Ski and Snowboard Assoc.

Steve Mesler

Three-Time Olympian, Bobsled

Dave Ogrean

Executive Director, USA Hockey

Whitney Ping

Olympian, Table Tennis

Angela Ruggiero

International Olympic Committee Member

Kevin White

Vice President & Director of Athletics, Duke University

Robert L. Wood

Former Business Group President, The Dow Chemical Company

*Non-voting

Board as of June 30, 2016



**UNITED STATES OLYMPIC COMMITTEE
1 OLYMPIC PLAZA
COLORADO SPRINGS, CO 80909**

